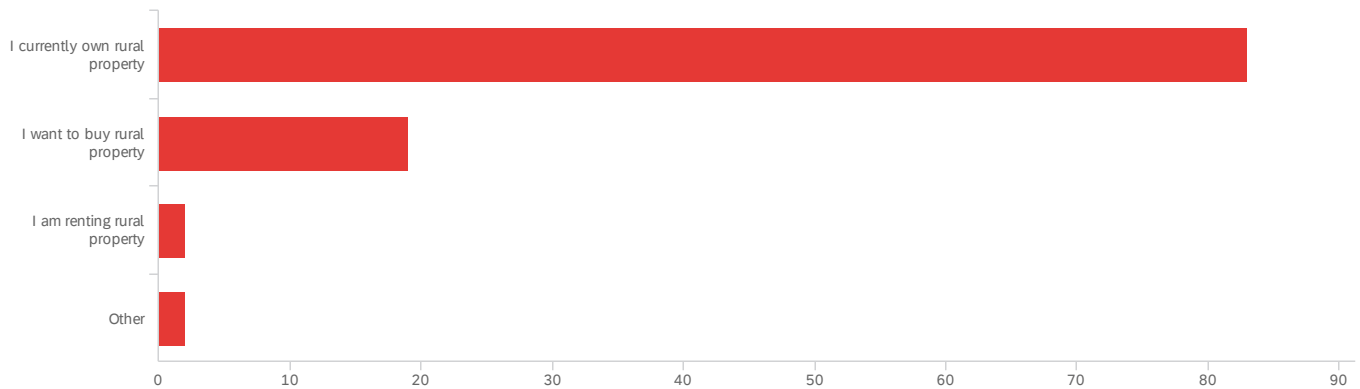


Default Report

Ten Acres and a Dream - Precourse Survey

March 15, 2021 7:55 PM MDT

Q1 - Which of the following statements describes your situation?



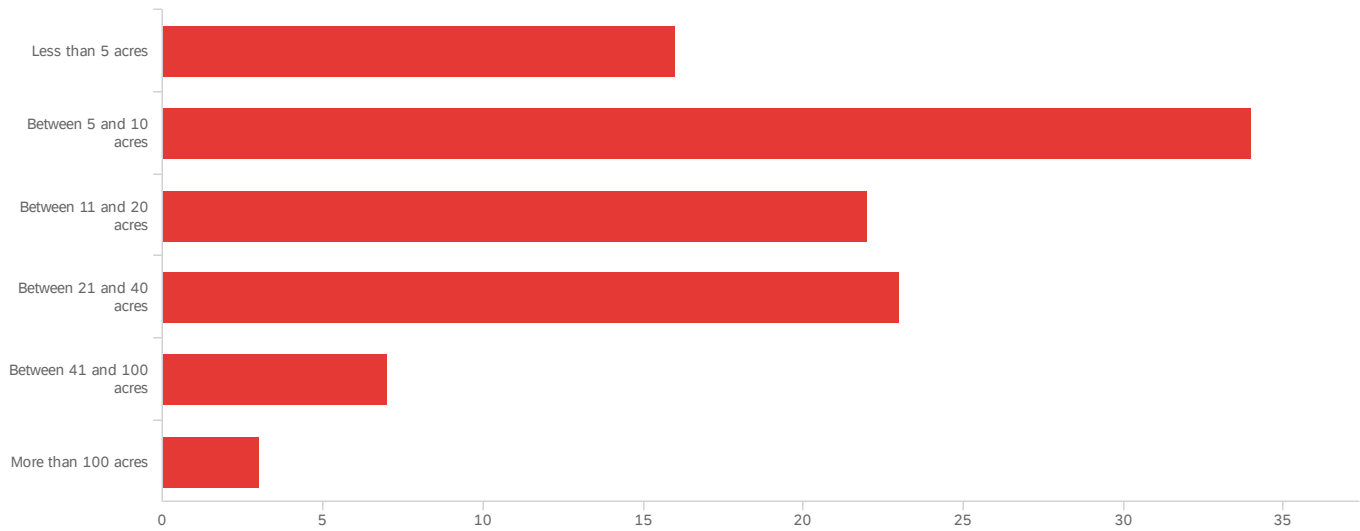
#	Field	Minimum	Maximum	Mean	Std Deviation	Variance	Count
1	Which of the following statements describes your situation?	1.00	4.00	1.27	0.59	0.35	106

#	Field	Choice Count
1	I currently own rural property	78.30% 83
2	I want to buy rural property	17.92% 19
3	I am renting rural property	1.89% 2
4	Other	1.89% 2

106

Showing rows 1 - 5 of 5

Q2 - How much land do you currently own or plan to buy?



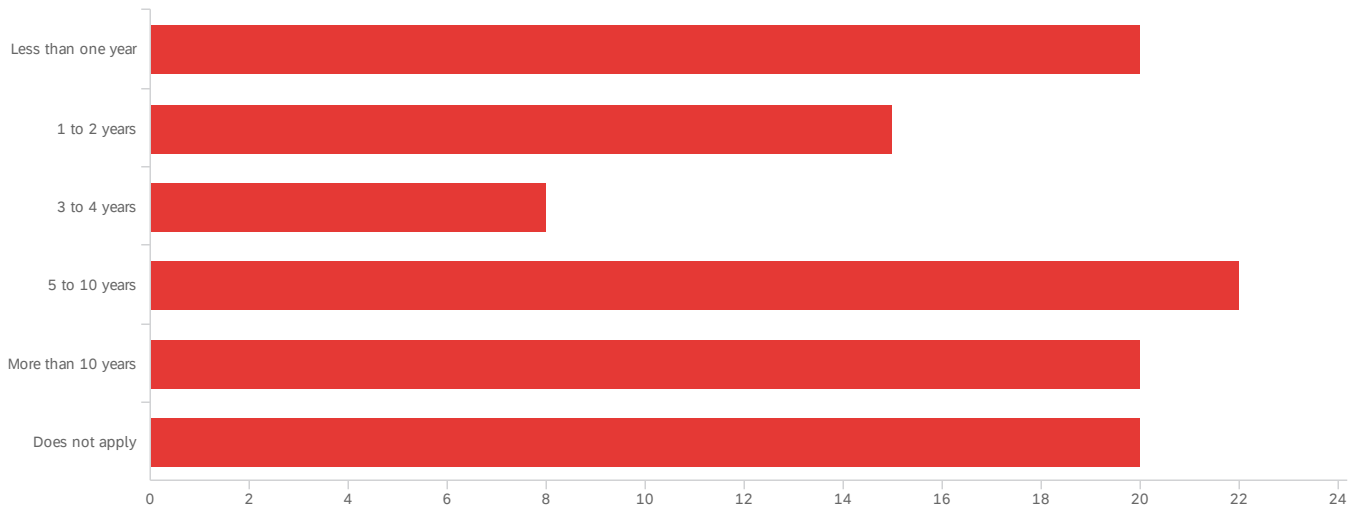
#	Field	Minimum	Maximum	Mean	Std Deviation	Variance	Count
1	How much land do you currently own or plan to buy?	1.00	6.00	2.81	1.28	1.64	105

#	Field	Choice Count
1	Less than 5 acres	15.24% 16
2	Between 5 and 10 acres	32.38% 34
3	Between 11 and 20 acres	20.95% 22
4	Between 21 and 40 acres	21.90% 23
5	Between 41 and 100 acres	6.67% 7
6	More than 100 acres	2.86% 3

105

Showing rows 1 - 7 of 7

Q3 - How long have you owned your acreage?



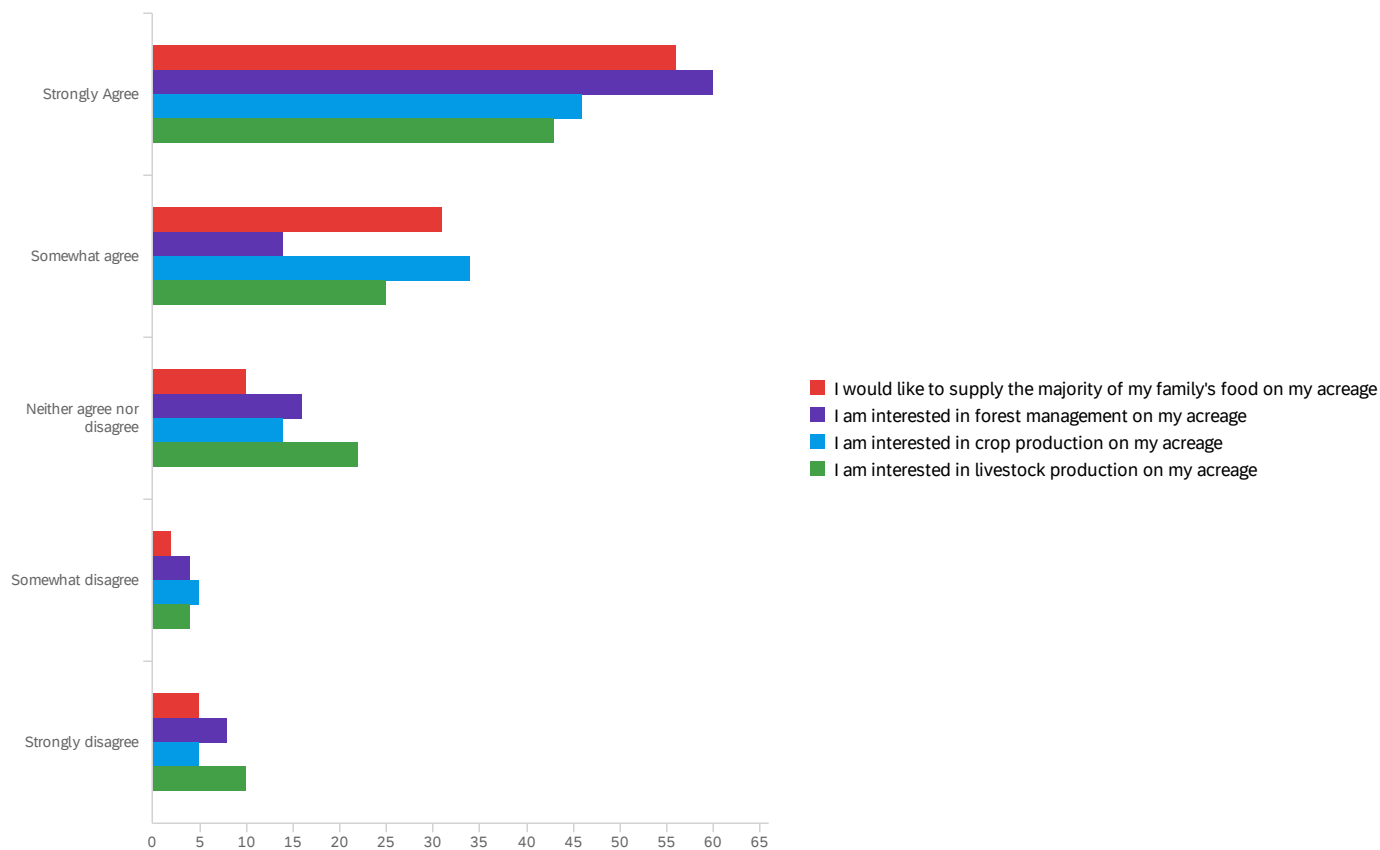
#	Field	Minimum	Maximum	Mean	Std Deviation	Variance	Count
1	How long have you owned your acreage?	1.00	6.00	3.64	1.78	3.18	105

#	Field	Choice Count
1	Less than one year	19.05% 20
2	1 to 2 years	14.29% 15
3	3 to 4 years	7.62% 8
4	5 to 10 years	20.95% 22
5	More than 10 years	19.05% 20
6	Does not apply	19.05% 20

105

Showing rows 1 - 7 of 7

Q30 - To what extent do you agree with the following statements?



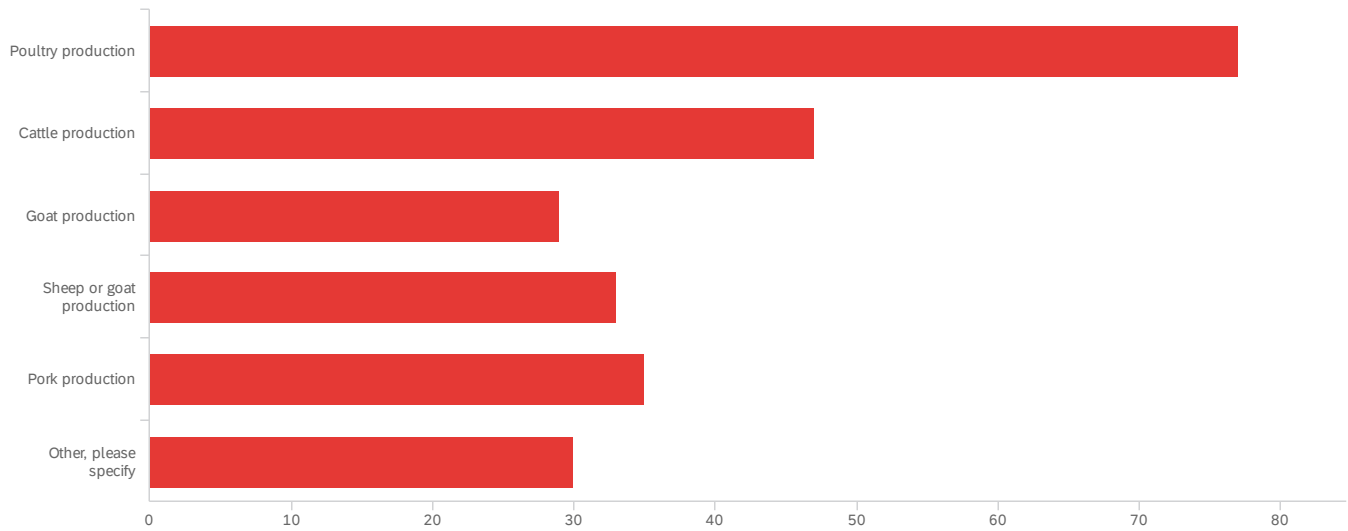
#	Field	Minimum	Maximum	Mean	Std Deviation	Variance	Count
1	I would like to supply the majority of my family's food on my acreage	1.00	5.00	1.74	1.04	1.08	104
2	I am interested in forest management on my acreage	1.00	5.00	1.88	1.26	1.59	102
3	I am interested in crop production on my acreage	1.00	5.00	1.93	1.09	1.20	104
4	I am interested in livestock production on my acreage	1.00	5.00	2.16	1.27	1.62	104

#	Field	Strongly Agree	Somewhat agree	Neither agree nor disagree	Somewhat disagree	Strongly disagree	Total
1	I would like to supply the majority of my family's food on my acreage	53.85% 56	29.81% 31	9.62% 10	1.92% 2	4.81% 5	104
2	I am interested in forest management on my acreage	58.82% 60	13.73% 14	15.69% 16	3.92% 4	7.84% 8	102

#	Field	Strongly Agree		Somewhat agree		Neither agree nor disagree		Somewhat disagree		Strongly disagree		Total
3	I am interested in crop production on my acreage	44.23%	46	32.69%	34	13.46%	14	4.81%	5	4.81%	5	104
4	I am interested in livestock production on my acreage	41.35%	43	24.04%	25	21.15%	22	3.85%	4	9.62%	10	104

Showing rows 1 - 4 of 4

Q31 - Please select your interests (check all that apply):



#	Field	Choice Count
1	Poultry production	30.68% 77
2	Cattle production	18.73% 47
3	Goat production	11.55% 29
4	Sheep or goat production	13.15% 33
5	Pork production	13.94% 35
6	Other, please specify	11.95% 30

251

Showing rows 1 - 7 of 7

Q31_6_TEXT - Other, please specify

Other, please specify

I have zero experience with raising animals, but I would like to know more.

fruit and veggies

Rabbit, Chicken

rabbit

aquaculture

rabbits

Other, please specify

Market gardening

vegetable and fruit production

Honey and bees, summer day camp for kids

Home vegetable production

Forest management, thinning , selective logging and clearing property for fire prevention. Also riparian interests

fallow deer or elk

Rabbits

Gardening

veg and fruit

pet goats

Chickens, horses

Wildlife

Yaks

Mostly vegetables and some goats / sheep and chickens

pond trout

rabbit

duck

Garden, beekeeping

horses

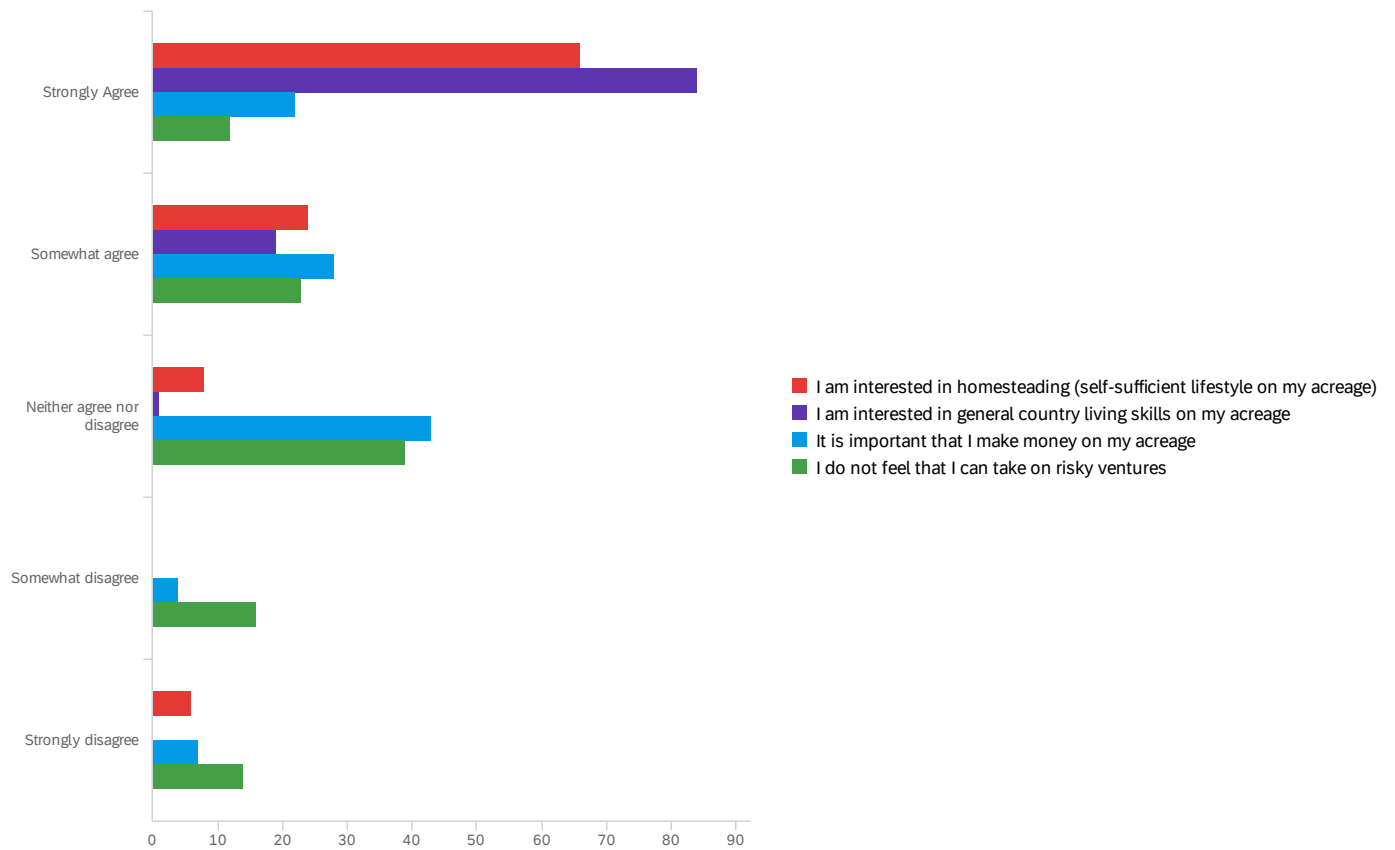
native shrub and tree farm

none

Rabbit

Dairy cow

Q32 - To what extent do you agree with the following statements?



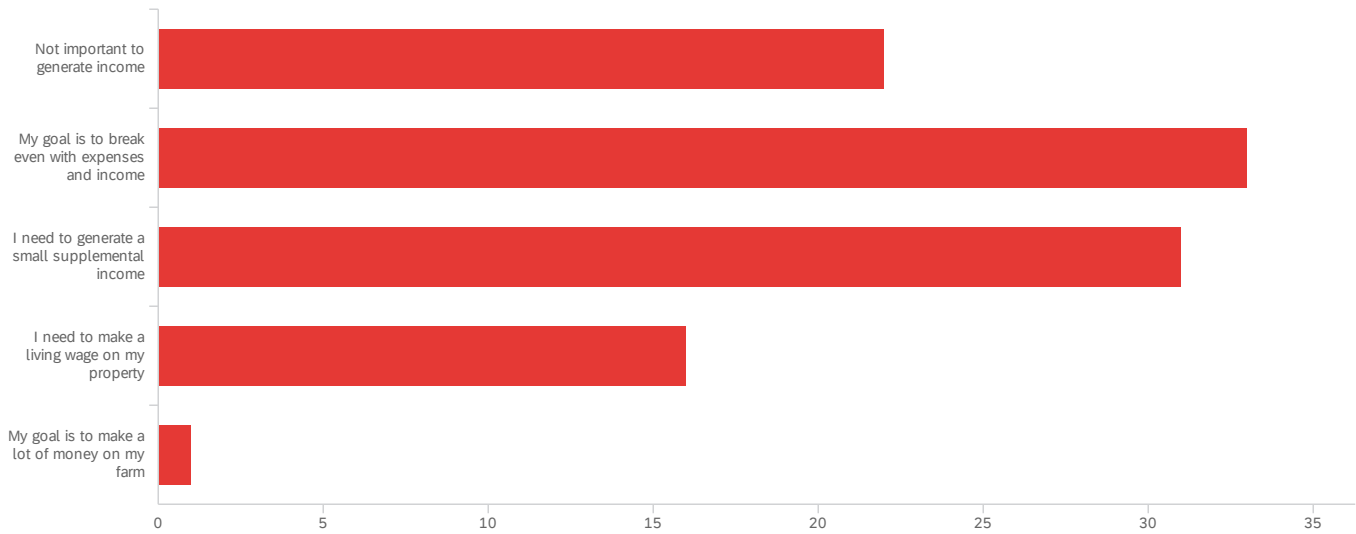
#	Field	Minimum	Maximum	Mean	Std Deviation	Variance	Count
1	I am interested in homesteading (self-sufficient lifestyle on my acreage)	1.00	5.00	1.62	1.04	1.08	104
2	I am interested in general country living skills on my acreage	1.00	3.00	1.20	0.42	0.18	104
3	It is important that I make money on my acreage	1.00	5.00	2.48	1.07	1.15	104
4	I do not feel that I can take on risky ventures	1.00	5.00	2.97	1.17	1.37	104

#	Field	Strongly Agree	Somewhat agree	Neither agree nor disagree	Somewhat disagree	Strongly disagree	Total
1	I am interested in homesteading (self-sufficient lifestyle on my acreage)	63.46% 66	23.08% 24	7.69% 8	0.00% 0	5.77% 6	104
2	I am interested in general country living skills on my acreage	80.77% 84	18.27% 19	0.96% 1	0.00% 0	0.00% 0	104

#	Field	Strongly Agree	Somewhat agree	Neither agree nor disagree	Somewhat disagree	Strongly disagree	Total
3	It is important that I make money on my acreage	21.15% 22	26.92% 28	41.35% 43	3.85% 4	6.73% 7	104
4	I do not feel that I can take on risky ventures	11.54% 12	22.12% 23	37.50% 39	15.38% 16	13.46% 14	104

Showing rows 1 - 4 of 4

Q17 - How much money would you like to make on your acreage?

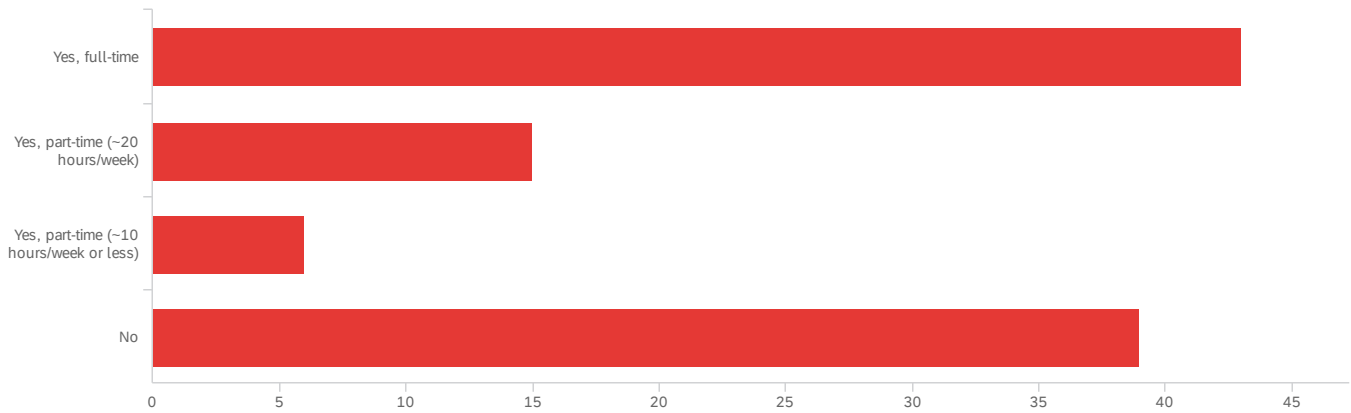


#	Field	Minimum	Maximum	Mean	Std Deviation	Variance	Count
1	How much money would you like to make on your acreage?	1.00	5.00	2.43	1.02	1.04	103

#	Field	Choice Count
1	Not important to generate income	21.36% 22
2	My goal is to break even with expenses and income	32.04% 33
3	I need to generate a small supplemental income	30.10% 31
4	I need to make a living wage on my property	15.53% 16
5	My goal is to make a lot of money on my farm	0.97% 1
		103

Showing rows 1 - 6 of 6

Q18 - Do you work/earn wages from off farm sources?



#	Field	Minimum	Maximum	Mean	Std Deviation	Variance	Count
1	Do you work/earn wages from off farm sources?	1.00	4.00	2.40	1.35	1.83	103

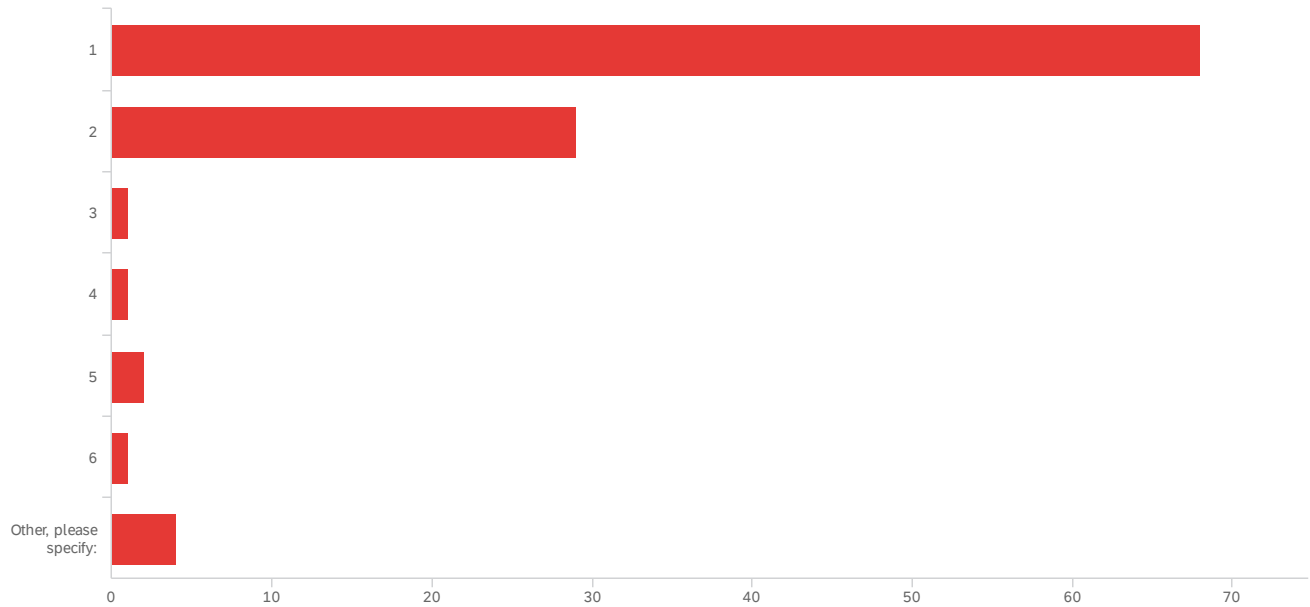
#	Field	Choice Count
1	Yes, full-time	41.75% 43
2	Yes, part-time (~20 hours/week)	14.56% 15
3	Yes, part-time (~10 hours/week or less)	5.83% 6
4	No	37.86% 39

103

Showing rows 1 - 5 of 5

Q19 - How many people from your household will be participating in this online workshop

(please include yourself in your answer)?



#	Field	Minimum	Maximum	Mean	Std Deviation	Variance	Count
1	How many people from your household will be participating in this online workshop (please include yourself in your answer)? - Selected Choice	1.00	7.00	1.67	1.36	1.84	106

#	Field	Choice	Count
1	1	64.15%	68
2	2	27.36%	29
3	3	0.94%	1
4	4	0.94%	1
5	5	1.89%	2
6	6	0.94%	1
7	Other, please specify:	3.77%	4
			106

Showing rows 1 - 8 of 8

Q19_7_TEXT - Other, please specify:

Other, please specify:

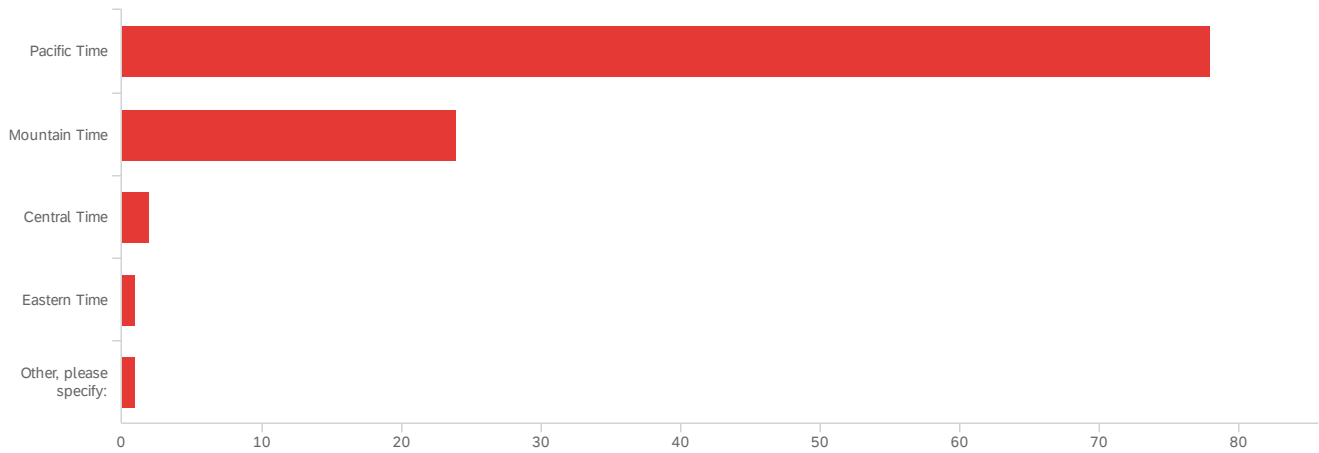
We are 2 full time, but would like to host others.

possibly 2 perhaps just me

1, sometimes 2

I will ask my 10-year-old daughter if she would like to join.

Q20 - What timezone do you live in?



#	Field	Minimum	Maximum	Mean	Std Deviation	Variance	Count
1	What timezone do you live in? - Selected Choice	1.00	5.00	1.33	0.65	0.43	106

#	Field	Choice Count
1	Pacific Time	73.58% 78
2	Mountain Time	22.64% 24
3	Central Time	1.89% 2
4	Eastern Time	0.94% 1
5	Other, please specify:	0.94% 1
		106

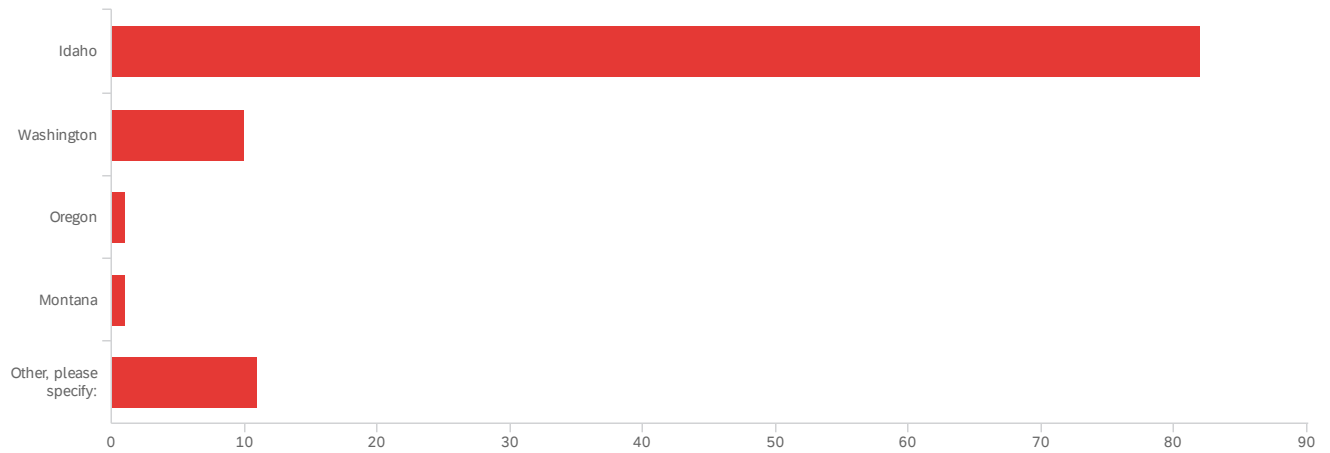
Showing rows 1 - 6 of 6

Q20_5_TEXT - Other, please specify:

Other, please specify:

Alaskan

Q21 - What state do you live in?



#	Field	Minimum	Maximum	Mean	Std Deviation	Variance	Count
1	What state do you live in? - Selected Choice	1.00	5.00	1.56	1.26	1.58	105

#	Field	Choice Count
1	Idaho	78.10% 82
2	Washington	9.52% 10
3	Oregon	0.95% 1
4	Montana	0.95% 1
5	Other, please specify:	10.48% 11
		105

Showing rows 1 - 6 of 6

Q21_5_TEXT - Other, please specify:

Other, please specify:

North Dakota

Nebraska

Utah

Other, please specify:

Utah

California

Currently, CA but want move ID

GA

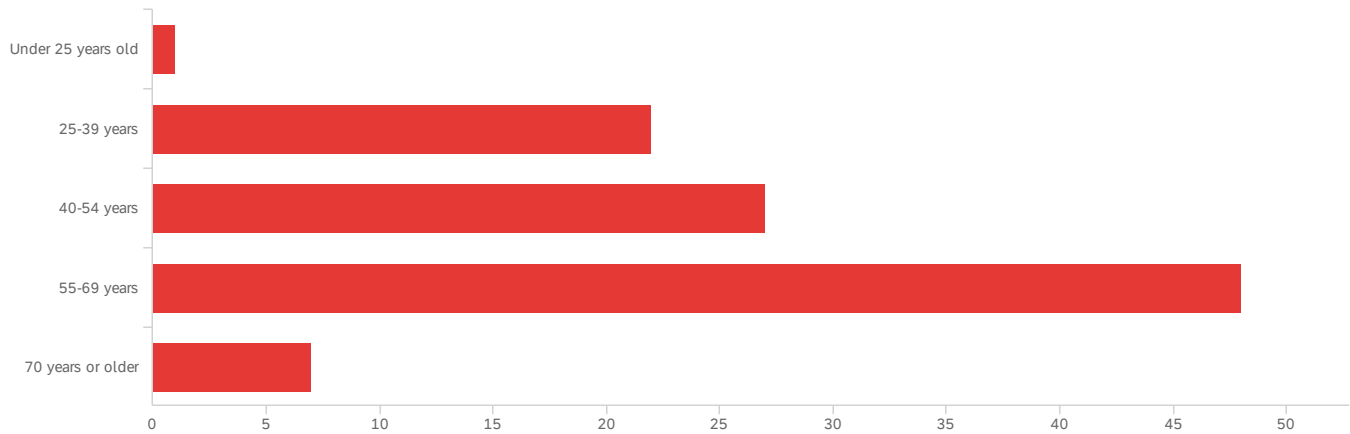
California

I have house in alaska and idaho

California

California, currently

Q22 - What is your age?

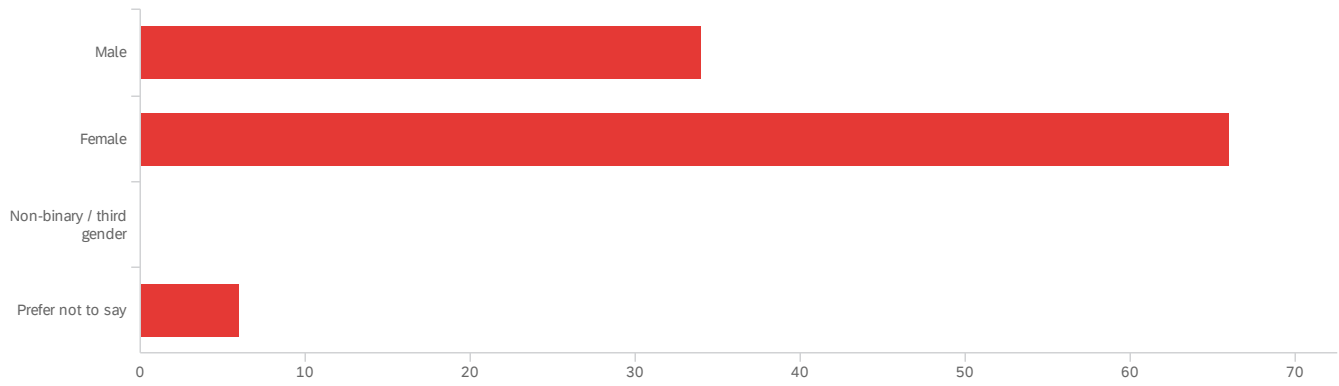


#	Field	Minimum	Maximum	Mean	Std Deviation	Variance	Count
1	What is your age?	1.00	5.00	3.36	0.92	0.84	105

#	Field	Choice	Count
1	Under 25 years old	0.95%	1
2	25-39 years	20.95%	22
3	40-54 years	25.71%	27
4	55-69 years	45.71%	48
5	70 years or older	6.67%	7
			105

Showing rows 1 - 6 of 6

Q23 - What is your gender?



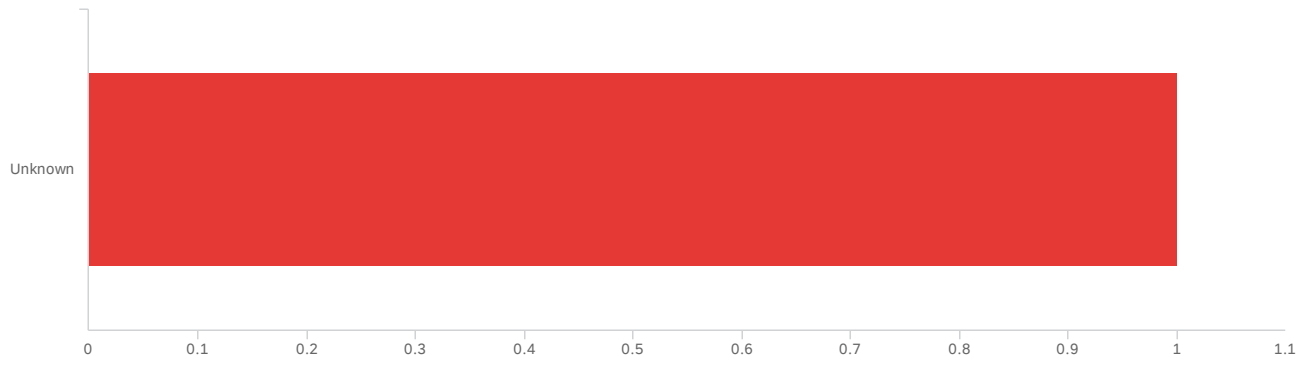
#	Field	Minimum	Maximum	Mean	Std Deviation	Variance	Count
1	What is your gender?	1.00	4.00	1.79	0.71	0.50	106

#	Field	Choice Count
1	Male	32.08% 34
2	Female	62.26% 66
3	Non-binary / third gender	0.00% 0
4	Prefer not to say	5.66% 6

106

Showing rows 1 - 5 of 5


Q19_7_TEXT - Topics




#	Field	Choice Count
Unknown	Unknown	100.00% 1

Showing rows 1 - 1 of 1

Q19_7_TEXT - Parent Topics


No results to show


No results to show

End of Report